



Transfer Case Input Shaft Seal - 4.4L (41.20.50)

Special Service Tools




Oil seal remover
303-903 (LRT-12-092)



Oil seal installer
308-598

Removal


1.  **WARNING:** Do not work on or under a vehicle supported only by a jack. Always support the vehicle on safety stands.

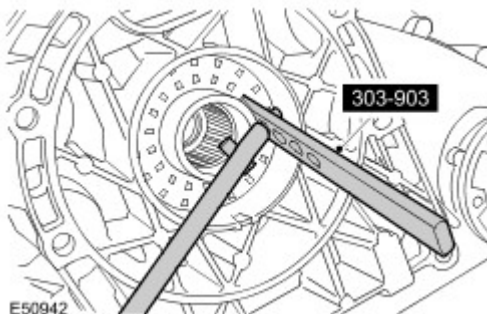
Raise and support the vehicle.

2. Remove the transfer case. For additional information, refer to [Transfer Case - 4.4L \(41.20.25.99\)](#) (Section 308-07)


3.  **CAUTION:** Care must be taken to avoid damage to the seal register and running surface.

Carefully remove and discard the oil seal.

 Use the special tool.

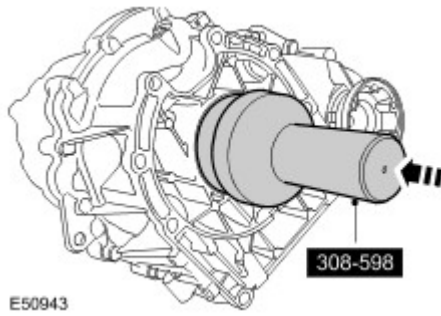


Installation

1.  **CAUTION: Oil seals must be fitted dry.**

Install a new seal.

- ▶ Clean the seal register.
- ▶ Use the special tool.



2. Install the transfer case. For additional information, refer to [Transfer Case - 4.4L \(41.20.25.99\)](#) (Section 308-07)